

SLITHERING SERPENTS!!!

And other
scaly reptiles!

Reptiles are a group of animals that are cold blooded, have dry scaly skins or plates, usually lay soft eggs, and either have 4 legs -or none! Did you know there are 4 different types of reptiles that live in Texas?


Snakes

Snakes are long and lack legs, external eyelids, or ears. Snake skeletons are almost entirely spine and ribs! Many species are venomous.



Turtles & Tortoises

Turtles have bony shells derived from their pelvis, vertebrae and rib bones. Most can retract their head and legs into their protective carapace




Crocodillians

Crocodiles and alligators are semi-aquatic with long flat snouts and compressed tails. Their teeth are conical, and their eyes and ears are on top of their head!



Lizards

Lizards have dextrous feet and external ears. Many have antipredator adaptations like venom, the ability to lose and regrow their tail, and some can even change their color to camouflage!



What reptiles live in Hardberger Park?

YOU MAY ENCOUNTER ONE OF THESE SPECIES OUT ON THE TRAILS! REMEMBER TO ALWAYS KEEP YOUR DISTANCE AND RESPECT THE WILDLIFE IN THEIR NATURAL HABITAT!

Texas Spiny Lizard



Western Ratsnake



Green Anole



Flat-headed Snake



Rose-bellied Lizard



Coral Snake



Rough Greensnake



Checkered Garter Snake



Four-Lined Skink & Little Brown Skink



Eastern Patch-nosed Snake



Texas Tortoise




Western Diamondback Rattle Snake



*** All Photos from iNaturalist ***

Ssssnake Snacksss

Materials




- Fruit Slices
- Toothpick or Fruit Skewer

How to do it!




- Choose fruit you can eat with your hands and carefully make slices. You can stack your round fruit slices on a skewer starting small on one end, and capping the other end with a whole fruit or pointed slice.
- If you don't have tooth picks, you can alternate the slices to make an undulating snake snack on the plate! You can use cucumber, apple, or orange slices and make the eye with a tiny fruit piece or a candy or sprinkle!

Accordion Snake Craft



YOU'LL NEED

Construction Paper
Scissors
Glue
Crayon or Marker
Googly Eyes [optional]



ALL YOU HAVE TO DO

1. Draw a snake head in one corner of your page, and cut it out.
2. Cut the rest of your paper into long strips about 1 inch wide.
3. Line up two strip corners to form a right angle and glue the tips together.
4. Fold the bottom strip over and across the other strip.
5. Repeat the fold, alternating which piece is folded over the other. Add a glue dot on the last strip to keep it from unfolding.
6. Glue on the snake head!