

# CREEPLY CRAWLIES

WHAT'S A CREEPY CRAWLY?!?!

CREEPLY CRAWLY IS A WAY TO DESCRIBE ANY SMALL, FLIGHTLESS CREATURE THAT SOME FOLKS THINK ARE UNPLEASANT OR FRIGHTENING...

BUT WE THINK THEY'RE COOL!



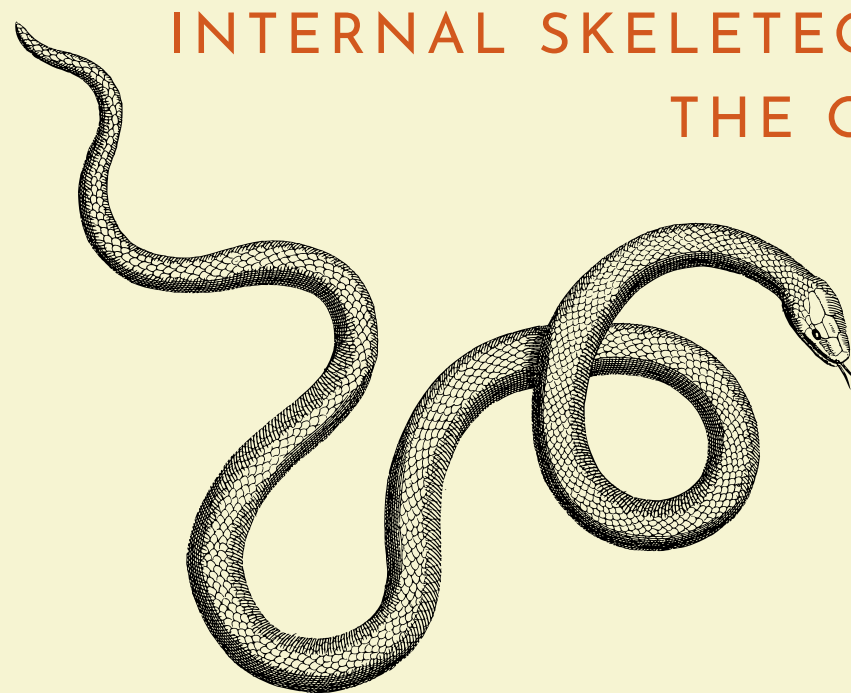
CREEPLY CRAWLIES CAN INCLUDE THINGS LIKE FROGS, WORMS, SNAKES AND RODENTS, BUT OFTEN TIMES MEANS ARTHROPODS!

ARTHROPODS INCLUDE INSECTS LIKE ANTS AND BEES, ARACHNIDS LIKE SPIDERS, MYRIAPODS LIKE CENTIPEDES, AND CRUSTACEANS LIKE ROLLY POLLIES!

THESE ANIMALS HAVE EXOSKELETONS. TAP YOUR FOREHEAD, ELBOW AND KNEE. FEEL YOUR BONES UNDER YOUR SKIN? ARTHROPODS HAVE AN EXOSKELETON, THEIR STURDY PARTS ARE ON THE OUTSIDE, LIKE A SUIT OF ARMOR! OTHER ANIMALS WITH BACKBONES, LIKE US, ARE CALLED VERTEBRATES!

EXOSKELETONS ARE MADE OF CHITIN! THEY ALSO HAVE SEGMENTS AND JOINTED LEGS. HOW MANY KNEES DOES A TARANTULA HAVE? 48!!!

OUR BONES ARE INTERNAL AND MADE WITH COLLAGEN AND CALCIUM. WE HAVE A BACKBONE AND OUR JOINTS ARE EASIER TO COUNT! WHAT OTHER ANIMALS LIVE IN THE PARK WITH AN INTERNAL SKELETON, LIKE US? MAKE A LIST OF THE ONES YOU SEE!




# HOW DO ARTHROPODS EAT?!

## SIPHON



Butterflies and nectar feeders have a long proboscis to sip with.

## PIERCE



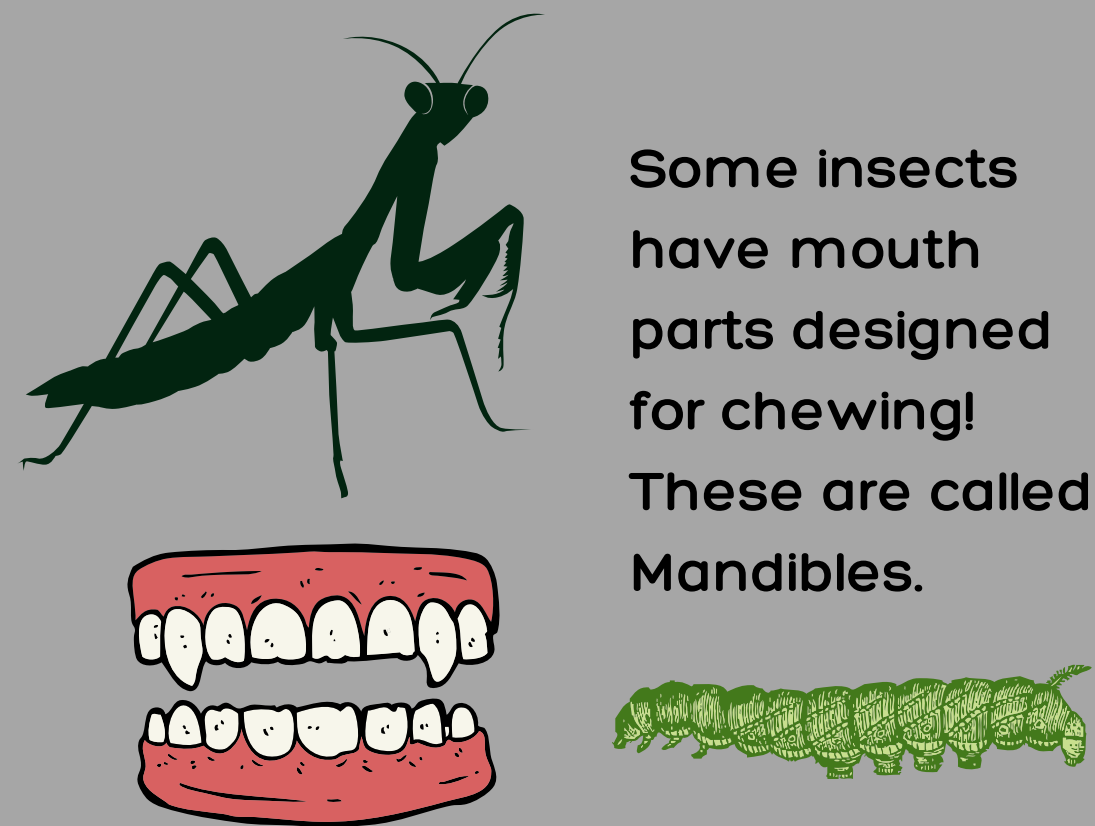
Some insects use a hard snout to pierce into their food, like a straw into a juice box!

## LAP



Some insects with shorter tongues lap up their fluid food. This is a combination of lick and sip!

## CHEW



Some insects have mouth parts designed for chewing! These are called Mandibles.

## SPONGE



Some insects, like flies, soak up their food with mouth parts that act like sponges! They are sloppy eaters! YUCK!!!

## FOOD FOR THOUGHT:


- What are the ways we eat as people?
- Can you eat with these arthropod methods too?
- What utensils do we use to eat?
- What other animals can you think of that have specialized mouth parts?



# Grab-N-Go

## Nature Lessons Kit

### *Create your own Arthropod!*



**Directions:** Think about Arthropods that live in our park and neighborhoods! Add some of these things to your arthropod, and use your imagination:

**Body Segments - Legs - Mouth - Something to Eat!**

**Antennae - Eyes - Wings - Somewhere to Live!**



# CREEPLY CRAWLY SPIDER SNACK



**Materials:** Thin Pretzel Sticks,  
Cookie or Cracker Sandwiches

**Directions:** This is the simplest snack! Gently insert the pretzel sticks in between the cookie layers of your cookie sandwich. They'll stick to the crème or cheese filling!

For eyes, get creative! You can use sprinkles, or bits of icing or cheese.

Then... Play with your food!